





Early Years Foundation Stage – Reception Class



Spring Term 1 – Ready, Steady Grow and Signs of Spring




Personal, Social and Emotional Development	Communication and Language		Physical Development
<p>Ready, Steady, Grow</p> <ul style="list-style-type: none"> In this theme, the children will learn to look after their personal needs as they explore the importance of a healthy diet and regular exercise. Signs of spring In this theme, the children will learn about spring celebrations and traditions 	<p>Ready, Steady, Grow</p> <ul style="list-style-type: none"> Make comments about what they have heard and ask questions to clarify their understanding. Offer explanations for why things might happen, making use of recently introduced vocabulary from stories, non-fiction, rhymes and poems when appropriate. Express their ideas and feelings about their experiences using full sentences, including use of past, present and future tenses and making use of conjunctions, with modelling and support from their teacher. Create simple programs. Use technology to record their work and ideas. <p>Signs of spring</p> <ul style="list-style-type: none"> Listen attentively and respond to what they hear with relevant questions, comments and actions when being read to and during whole class discussions and small group interactions. Make comments about what they have heard and ask questions to clarify their understanding. Hold conversation when engaged in back-and-forth exchanges with their teacher and peers. Participate in small group, class and one-to-one discussions, offering their own ideas, using recently introduced vocabulary. 		<p>Ready, Steady, Grow</p> <ul style="list-style-type: none"> Move energetically, such as running, jumping, dancing, hopping, skipping and climbing. Hold a pencil effectively in preparation for fluent writing – using the tripod grip in almost all cases. Use a range of small tools, including scissors, paint brushes and cutlery. <p>Signs of spring</p> <ul style="list-style-type: none"> Use a range of small tools, including scissors, paint brushes and cutlery. Begin to show accuracy and care when drawing.
Literacy	Mathematics	Understanding the World	Expressive Arts and Design
<p>Ready, steady, grow</p> <ul style="list-style-type: none"> In this theme, the children will build on their understanding of life in the past, finding out about farming in the past Read words consistent with their phonic knowledge by sound-blending. Read aloud simple sentences and books that are consistent with their phonic knowledge, including some common exception words. Write recognisable letters, most of which are correctly formed. Spell words by identifying sounds in them and representing the sounds with a letter or letters. Write simple phrases and sentences that can be read by others. <p>Signs of Spring</p> <ul style="list-style-type: none"> Demonstrate understanding of what has been read to them by retelling stories and narratives using their own words and recently introduced vocabulary. Read words consistent with their phonic knowledge by sound-blending. Read aloud simple sentences and books that are consistent with their phonic knowledge, including some common exception words. 	<p>Ready, Steady, Grow</p> <ul style="list-style-type: none"> Automatically recall (without reference to rhymes, counting or other aids) number bonds up to 5 (including subtraction facts) and some number bonds to 10, including double facts. Compare quantities up to 10 in different contexts, recognising when one quantity is greater than, less than or the same as the other quantity. Explore and represent patterns within numbers up to 10, including evens and odds, double facts and how quantities can be distributed equally. Use everyday language to talk about length and height, weight, capacity. Compare the capacity of everyday objects. <p>Signs of Spring</p> <ul style="list-style-type: none"> Have a deep understanding of number to 10, including the composition of each number. Use everyday language to talk about length and height, weight and capacity. Measure short periods of time in simple ways. Use everyday language to talk about money. Solve simple problems related to length, height, capacity, weight, time and money. 	<p>Ready, Steady, Grow</p> <ul style="list-style-type: none"> In this theme, the children will begin to explore sources of food. They will develop their understanding of recipes and create recipes to make healthy food. In this theme, the children will collect and record data in simple pictograms. They will plant seeds and learn what seeds and plants need to grow and survive. They will learn to name and describe parts of plants. Children will learn about farm animals and match them to their babies. <p>Signs of Spring</p> <ul style="list-style-type: none"> In this theme, the children will learn about how the weather changes with seasons. They will explore the life cycles of animals including frogs and chickens 	<p>Ready, Steady, Grow</p> <ul style="list-style-type: none"> In this theme, the children will explore transitional art as they use natural materials to make patterns and images. They will also develop their printing skills as they use natural objects to print and create artwork. The children will further develop their knowledge and skills of colour mixing. <p>Signs of spring</p> <ul style="list-style-type: none"> In this theme, the children will talk about their artwork and describe the tools and techniques they used.




These are the books we are learning about within our theme of **Ready, Steady, Grow**





These are the books we are learning about within our theme of :
Signs of Spring



Unique Academy

Early Years Foundation Stage – Reception Class

Spring Term 1 – Ready, steady, grow and Signs of spring

Arabic	Qur'aan	Dua	Hadeeth
<ul style="list-style-type: none"> • Food & drink vocabulary • Letters • Writing own name • Numbers 1 – 5 	<ul style="list-style-type: none"> • Surah Al-Asr • Surah Feel • Surah Falaq • Surah Naas • Surah Humazah • Food mentioned in the Qur'aan 	<ul style="list-style-type: none"> • Before we eat • After we eat 	<ul style="list-style-type: none"> • “Manners of eating”



Grow some quick growing plants or make a cress head.

Visit your local library and find books about farms to share.

Home learning activities for:
Ready, Steady, Grow

Trips :
Cranford Library

Visitors :
Librarian

Talk about healthy foods.

Make a shopping list together and go to the shops to buy the food.

Share and discuss 'Did you know?' activity

Go on a spring walk and take photographs of the signs of spring.

Home learning activities for:
Signs of Spring

Visit a pond and look for signs of new life, such as ducklings and frogspawn.

Make a weather diary to observe how the weather changes.